



Circulation Controller
Supply Voltage 230V-
Max. Current 6A

Hardware Version 2
www.dillingger-engineering.de




PUMP MODE STATUS




Circulation Controller
Supply Voltage 230V-
Max. Current 6A

Hardware Version 2
www.dillingger-engineering.de




PUMP MODE STATUS




Circulation Controller
Supply Voltage 230V-
Max. Current 6A

Hardware Version 2
www.dillingger-engineering.de




PUMP MODE STATUS




Circulation Controller
Supply Voltage 230V-
Max. Current 6A

Hardware Version 2
www.dillingger-engineering.de




PUMP MODE STATUS




Circulation Controller
Supply Voltage 230V-
Max. Current 6A

Hardware Version 2
www.dillingger-engineering.de




PUMP MODE STATUS




Circulation Controller
Supply Voltage 230V-
Max. Current 6A

Hardware Version 2
www.dillingger-engineering.de




PUMP MODE STATUS




Circulation Controller
Supply Voltage 230V-
Max. Current 6A

Hardware Version 2
www.dillingger-engineering.de




PUMP MODE STATUS



Circulation Controller
Supply Voltage 230V-
Max. Current 6A

Hardware Version 2
www.dillingger-engineering.de



PUMP MODE STATUS

